



Provincial Park Society

Find us at: [www.FriendsofFishCreek.org](http://www.FriendsofFishCreek.org)

# GROW WITH US



# SEED HARVEST Guide



# ***WHEN TO HARVEST?***

- In general seed is ready when it is hard, dry and dark in colour (brown to beige). The seed should be easy to slide off. The seed is NOT ready when green and squishy
  - For flowering plants after the plant has no petals left
  - For grasses, the seed head has been present for at least a few weeks
  - If it's a fleshy fruit (saskatoon berry/ rose hip) the "berry" will be hard, shriveled, dry, and mould free



Photo Credit: Nature Alberta





# ***HOW TO HARVEST?***



**1. Cut of seed head**

**2. Put seeds in paper bag and label accordingly**

**3. Bring collected seeds to The Friends,  
or store in a cool, dry place for future use!**




Photo Cred: [GardenersWorld.com](https://www.gardenersworld.com)



# ***WHERE TO HARVEST?***

- **Your owned property (NOT in Provincial/National parks)**
- **Ask for permission when harvesting from other people's property**







# ***TYPES OF SEEDS PT.1***

## **Fluffy**

- **Pull fluffs off and put into a Collection bin**

## **Goldenrod**



Photo Cred: Katya Chayka



Photo Cred: Katya Chayka

## **Milkweed**



Photo cred: BirdWatching HQ



## **Aster**




Photo Cred: JeffCo Master Gardeners



Photo Cred: MinnesotaWildflowers.info





# ***TYPES OF SEEDS PT. 2***

## **Capsule**

- Seeds found in calyx (tube)
- Cut off seed head & shake well in plastic bag



Photo Cred: Wild About Flowers

## **Shooting Star**



Photo Cred: Peter M. Dziuk

## **Nodding Onion**



Photo Cred: Peter M. Dziuk



Photo Cred: Wild About Flowers

## **Wild Bergamot**



© FNA  
Photo Cred: FNA



© Neal S. Ratzlaff  
Photo Cred: Neal S. Ratzlaff





# ***TYPES OF SEEDS PT. 3***

## **Pod**

- **Open seam along pod**
- **Pop seeds out**

### **Buffalo Bean**



Photo Cred: Matt Levin



Phot Cred: ACLA Native Plants



Photo cred: ChWeiss

### **Silky Lupine**



Photo Cred: Wild About Flowers



Photo Cred: Matt Lavin

### **Yellow Locoweed**





# ***TYPES OF SEEDS PT. 4***

**Saskatoon**



Photo Cred: Canadian Food Focus

**Silverberry**




Photo Cred: Nature & Garden

## **Fleshy (Berries)**

- Use strainer to separate seeds from flesh

**Chokecherry**



Photo Cred: OffTheGridNews



# REFERENCES

Seed Collecting. (n.d.). NANPS. <https://nanps.org/seed-collecting/>

*Want to collect native plant seed for sowing this fall/winter?*

*We've got the scoop!* (2023, Oct. 3). Clean North.

<https://www.cleannorth.org/2022/09/16/want-to-collect-native-plant-seed-for-sowing-this-fall-winter-weve-got-the-scoop/>

*How to harvest seeds from your native plants.* (2023, Oct. 25).

WWF.CA. <https://wwf.ca/stories/harvest-seeds-native-plants/>

*Cleaning Seeds.* (n.d.). Driftless Prairies: Native Ecosystems

<https://driftlessprairies.org/tools-techniques/cleaning-seeds/>



**Friends of Fish Creek**



**Provincial Park Society**

Find us at: [www.FriendsofFishCreek.org](http://www.FriendsofFishCreek.org)